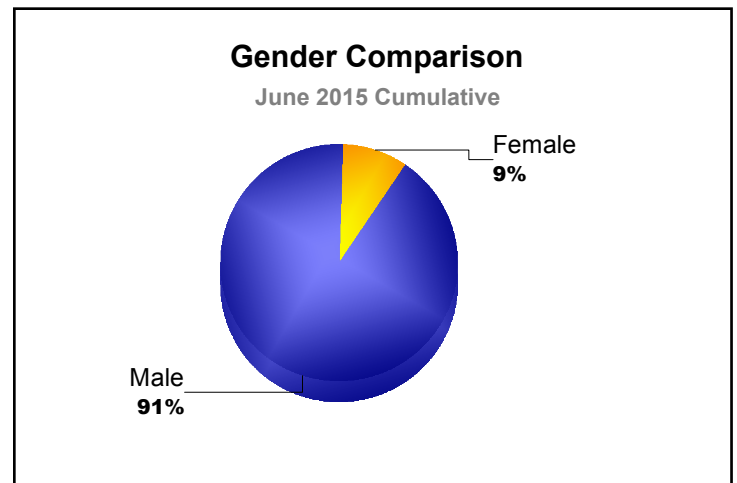
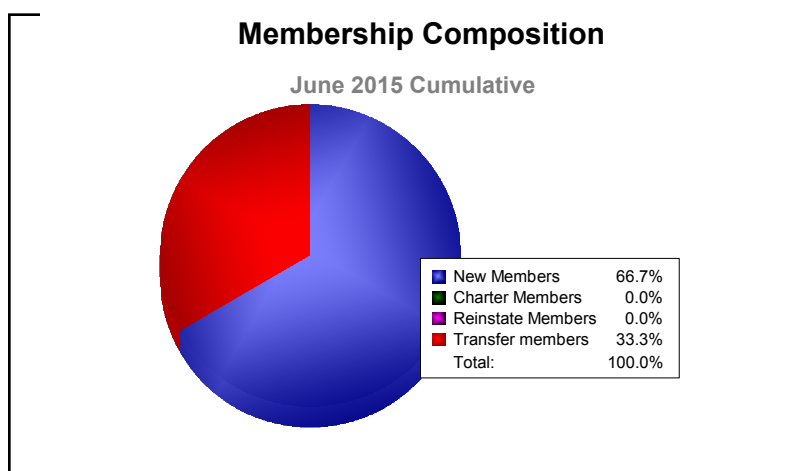
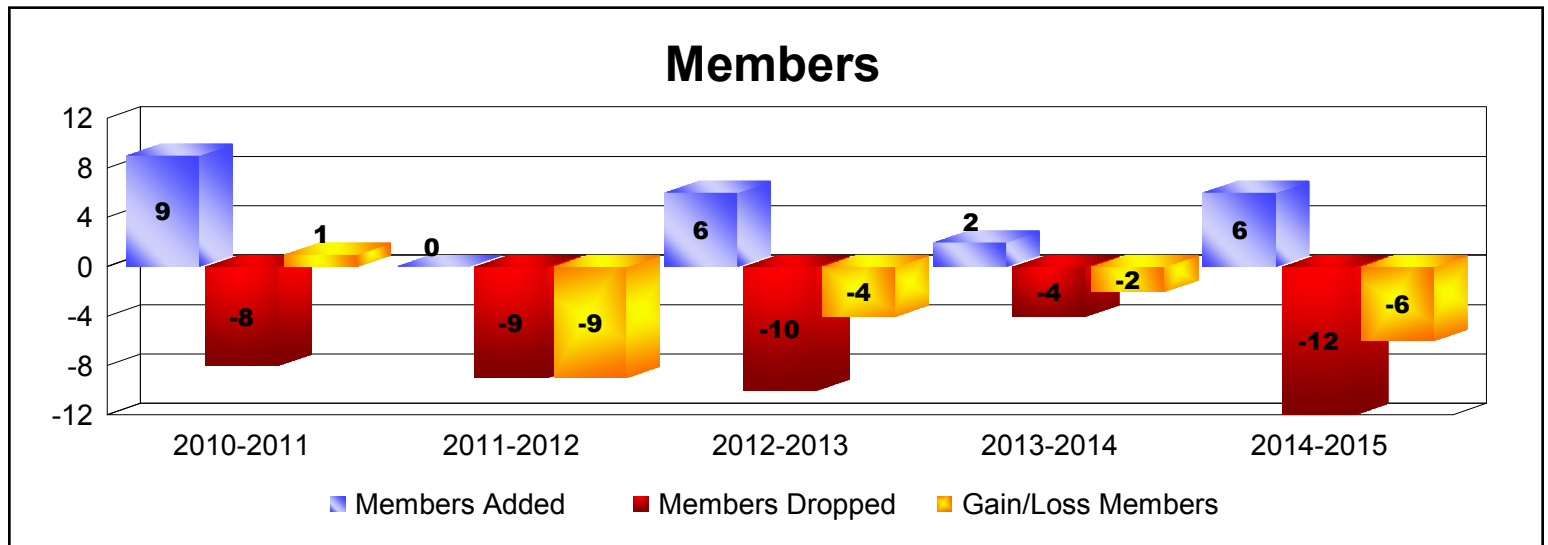
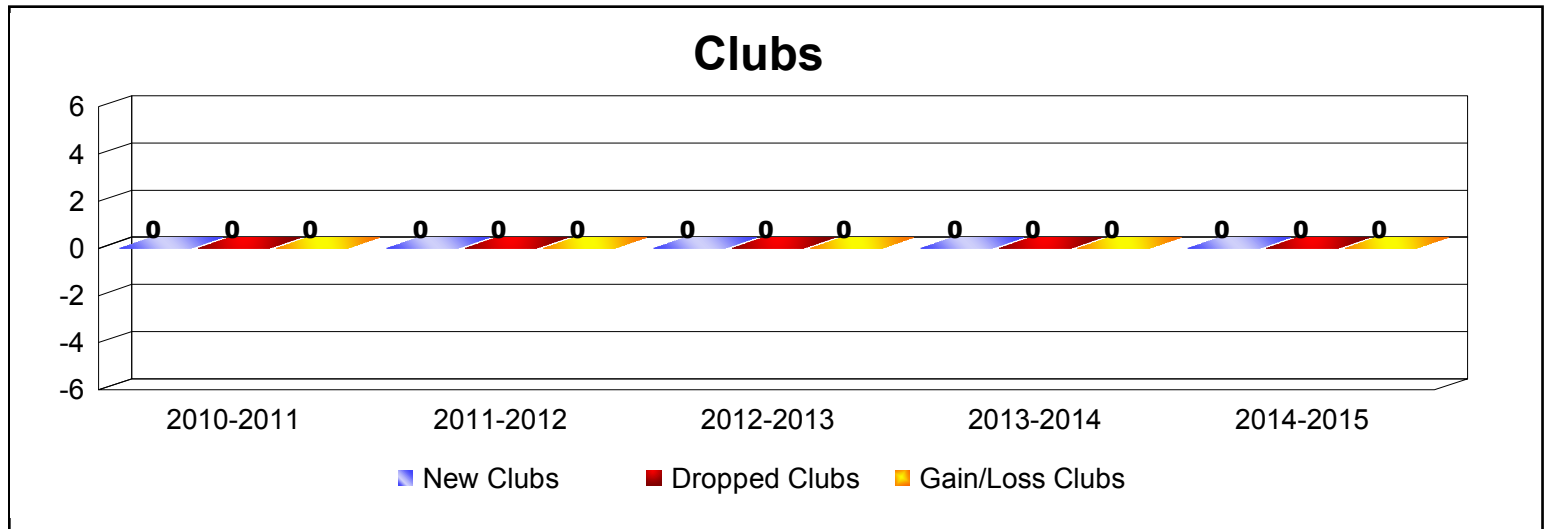
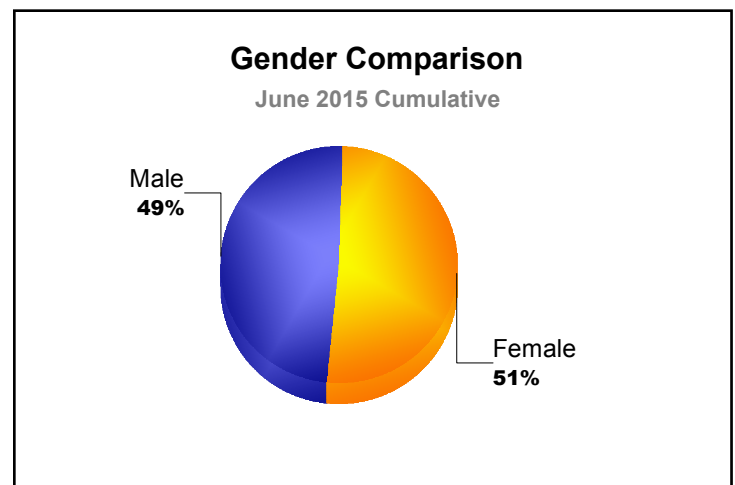
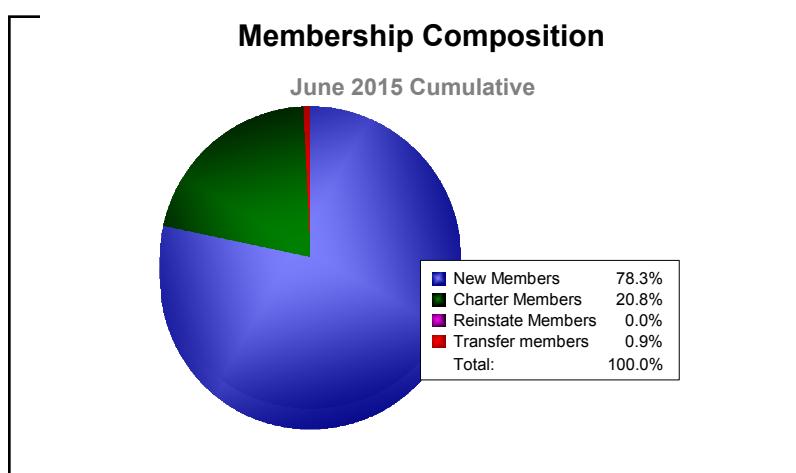
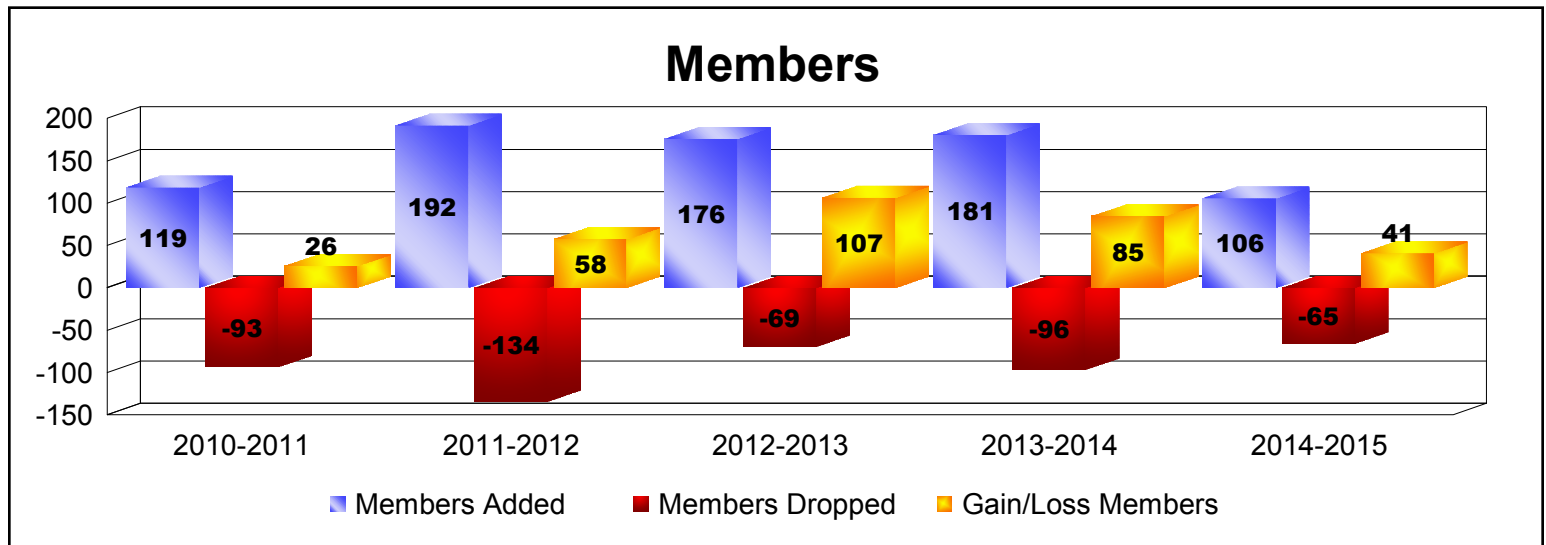
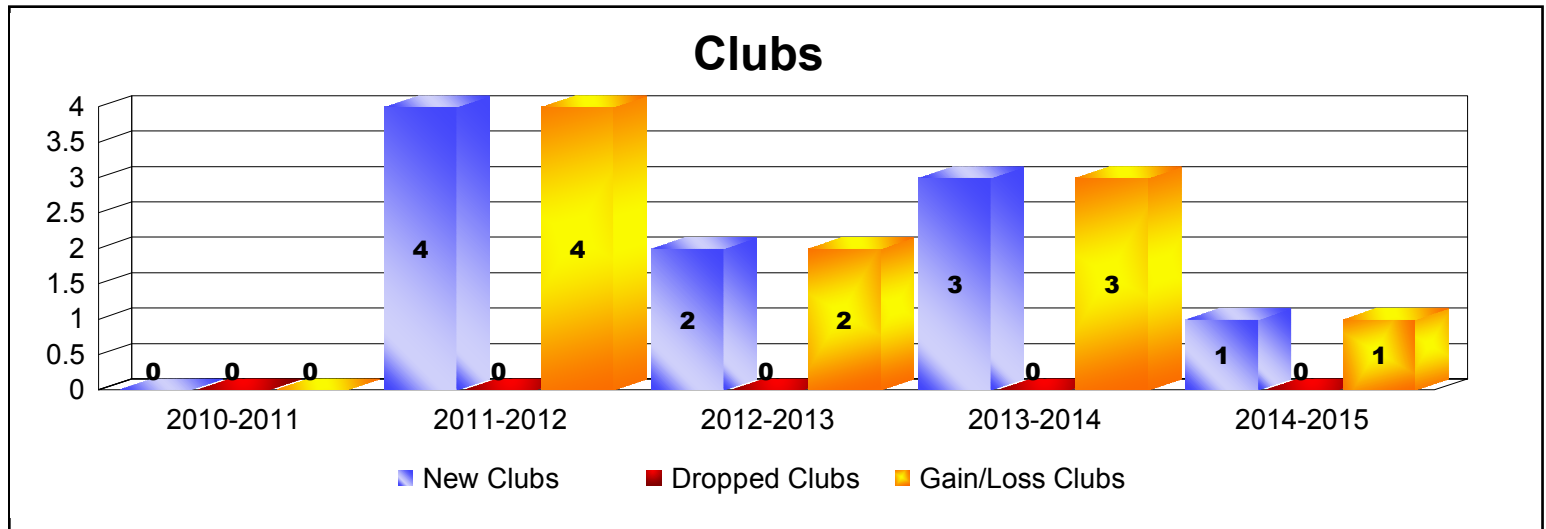


Year	New Clubs	Dropped Clubs	Gain/ Loss Clubs	New Members	Charter Members	Reinstate Members	Transfer Members	Total Member Added	Total Members Dropped	Gain/ Loss Members
2010-2011	0	0	0	8	0	1	0	9	-8	1
2011-2012	0	0	0	0	0	0	0	0	-9	-9
2012-2013	0	0	0	6	0	0	0	6	-10	-4
2013-2014	0	0	0	2	0	0	0	2	-4	-2
2014-2015	0	0	0	4	0	0	2	6	-12	-6
<b>Average</b>	<b>0</b>	<b>0</b>	<b>0</b>	<b>4</b>	<b>0</b>	<b>0</b>	<b>0</b>	<b>5</b>	<b>-9</b>	<b>-4</b>



Year	New Clubs	Dropped Clubs	Gain/ Loss Clubs	New Members	Charter Members	Reinstate Members	Transfer Members	Total Member Added	Total Members Dropped	Gain/ Loss Members
2010-2011	0	0	0	97	0	21	1	119	-93	26
2011-2012	4	0	4	68	111	1	12	192	-134	58
2012-2013	2	0	2	118	56	0	2	176	-69	107
2013-2014	3	0	3	87	76	11	7	181	-96	85
2014-2015	1	0	1	83	22	0	1	106	-65	41
<b>Average</b>	<b>2</b>	<b>0</b>	<b>2</b>	<b>91</b>	<b>53</b>	<b>7</b>	<b>5</b>	<b>155</b>	<b>-91</b>	<b>63</b>



Year	New Clubs	Dropped Clubs	Gain/ Loss Clubs	New Members	Charter Members	Reinstate Members	Transfer Members	Total Member Added	Total Members Dropped	Gain/ Loss Members
2010-2011	0	0	0	5	0	0	0	5	-4	1
2011-2012	0	0	0	2	0	0	0	2	-7	-5
2012-2013	0	0	0	6	0	0	0	6	-1	5
2013-2014	0	0	0	0	0	0	0	0	-3	-3
2014-2015	0	0	0	0	0	1	0	1	-5	-4
<b>Average</b>	<b>0</b>	<b>0</b>	<b>0</b>	<b>3</b>	<b>0</b>	<b>0</b>	<b>0</b>	<b>3</b>	<b>-4</b>	<b>-1</b>

